

Abatement
Equipment
Manufactured by



FORCE AIR PORTABLE CLEAN AIR SYSTEMS

FA600



SPECIFICATIONS

Dimensions: 33" x 18" x 18"
 Weight: 75 lbs.
 Air Flow: Approx. 600 (high speed)
 Approx. 400 (low speed)
 Motor: 1/4 HP, 2 speed
 Power Supply: 120V, 60 HZ, 2.8 amps
 Body: .080 Aluminum
 Filters: Primary: 12" x 12" - 1/2"
 Secondary: 12" x 12" - 1 [ring panel]
 HEPA Filter: 12v x 12 x 11 1/2" [99.97%]

FEATURES

- Mini Helic Pressure Gauge
- Four (4), 2" swivel casters
- Two (2), Easy lift handles
- One (1), 10" discharge ring
- Two speed switch

FA2000EC

FEATURES


- Heavy duty aluminum cabinet
- Modular control panel and service
- Sealed control box
- HEPA filter is locked in
- Four heavy duty swivel casters 2 w/locks
- Rugged carrying handles

BENEFITS

- Lightweight, durable, rust resistant
- Control panel unplugs for easy removal
- Eliminates leakage around gauges
- Assures a positive seal around HEPA filter
- Provides easy mobility
- Provides easy portability

SPECIFICATIONS

Dimensions: 37 1/8" x 26 1/2" x 32 1/2"
 Weight: 140 lbs.
 Air Flow: 1975 (high speed)
 1000 (low speed)
 Motor: 1 3/4 HP - 2 Speed - high efficient
 Power Supply: 115V, 60HZ, 15 Amps
 Body: .080 Aluminum
 Filters: Primary: 24" x 24" - 2 ply pad
 Secondary: 24" x 24" - 3 ply ring panel
 HEPA Filter: 24v x 24 x 11 1/2" [99.97%]



FA2000P



SPECIFICATIONS

Weight: 130 Lbs
 Dimensions: 37 1/2" x 26 1/2" x 32 1/2"
 Prefilter #1: 24" x 24" - 2 ply
 Prefilter #2: 24" x 24" x 11 1/2" [99.97%]
 Motor: 1 1/2 HP air driven
 Power Supply: 90 PSI - 65 CFM - compressed air

FEATURES

- Heavy duty aluminum cabinet
- 1 1/2 HP air driven motor
- Variable speeds
- 1/2" quick disconnect, air inlet
- Recessed Filter, Regulator, Lubricator
- Inline, inlet air filter
- Inline, inlet lubricator
- HEPA filter is locked in
- Rugged carrying handles
- Four heavy duty 4" swivel casters (2 with locks)
- Grounding clamps

BENEFITS

- Lightweight, durable, rust resistant
- Used where electric motor are prohibited
- Variable air control
- Standard fittings
- Protects it from damage
- Provides motor protection
- Provides motor lubrication
- Prevents particle by-pass
- Provides easy portability
- Provides easy mobility
- Prevents electrical shock

HYDRO FORCE SYSTEMS

HFS PORTABLE SHOWER

FEATURES

- Lightweight aluminum construction
- Two panel collapsible construction
- Shower head with 5' reinforced hose
- 100 Micron drain filter
- Compact unit
- Removable curtain
- Quick release pin system
- Removable bottom basin
- Heavy duty carrying handles

BENEFITS


- Durable, rust resistant
- Allows unit to collapse to 50 5" tall
- Allows cleaning of bags and equipment
- Allows removal of large particles of dirt, scum and fibers
- Easily transported, easily stored
- Easily removed for decontamination
- Allows one man to set shower up in seconds
- Allows shower to be completely decontaminated
- Provides easy portability



SPECIFICATIONS

Dimensions (Open):	31" x 30" x 85"
Dimensions (Closed):	31" x 30" x 50 1/2"
Weight:	87 lbs.
Shipping weight:	110 lbs.

HF2-2 TWO STAGE FILTRATION SYSTEM



SPECIFICATIONS

Dimensions:	20" x 8" x 16"
Weight:	25 lbs.
Filters:	50 Micron pleat (9 3/4" X 2 3/4") 5 Micron pleat (9 3/4" X 2 3/4")
Pump:	6 G.P.M., 1.7 amps, 115 volts
Capacity:	6 G. P. M. [through filters]

FEATURES

- Heavy duty [.080] aluminum construction
- Electrical components installed in enclosed box
- Galvanized plumbing
- BUILT IN GFCI
- Vacuum switch
- Motor
- Pleated filters

BENEFITS

- Lightweight, durable, rust resistant
- Keeps dirt and water off electrical components
- Provides long life and durability
- Protection from electrical shock
- Prevents motor burn out
- Low AMP draw
- Provides longer service life

HF4 FOUR STAGE FILTRATION SYSTEM

FEATURES

- Heavy duty [.090] aluminum construction
- Electrical components installed in enclosed box
- Galvanized plumbing
- Built in GFCI
- Vacuum switch
- Motor
- Pleated filters

BENEFITS


- Lightweight, durable, rust resistant
- Keeps dirt and water off electrical components
- Provides long life and durability
- Protection from electrical shock
- Prevents motor burn out
- Low AMP draw
- Provides longer service life

SPECIFICATIONS

Dimensions:	21" X 16" X 26"
Weight:	50 lbs. w/casters
Filters:	[2] large capacity, 50 Micron pleat (9 3/4" X 4 1/2") [2] 5 Micron pleat (9 3/4" X 2 3/4")
Pump:	24 G.P.M., 1/2 HP, 115 volt
Capacity:	20 G.P.M. [through filters]



HF6 SIX STAGE FILTRATION SYSTEM



FEATURES

- Heavy duty steel frame
- Galvanized plumbing
- G.F.C.I.
- Pressure switch
- 1 HP motor
- Large capacity filters
- Pleated filters
- Heavy duty swivel casters
- In-line water valves
- Heavy duty 1 1/2" suction hose
- Steel strainer on suction hose

SPECIFICATIONS

Dimensions:	31" x 25" x 37"
Weight:	200 lbs
Pump:	Self-Priming (once it's primed, it stays primed) 1 HP 115 Volts, 62 G.P.M.
Filters:	Two [2] Large Capacity 100, 50, 5 Micron Filters [9 3/4" X 4 1/2"]
Capacity:	40 G.P.M. [through the filters]

BENEFITS

- Durable
- Durable rust resistant
- Protection from electric shock
- Prevents motor burnout
- Plenty of pumping capacity
- Excellent capacity through the filters
- Provides longer service life
- Provides easy mobility
- Allows a shut down on one set of filters for change out while pumping through the other set of filters
- Will not collapse
- Keeps large particles from being sucked into pump.

LFS10 LEAD FILTRATION SYSTEM



FEATURES

- Heavy duty steel frame
- Galvanized plumbing
- G.F.C.I.
- Pressure switch
- 1/2 HP motor
- Large capacity filters
- Special resin filter media
- Heavy duty steel casters

SPECIFICATIONS

Dimensions:	31" x 25" x 48"
Weight:	Approx. 250 lbs.
Pump:	Self-Priming [once it's primed, it stays primed] 1/2 HP, 115 Volts, 38 G.P.M.
Capacity:	10 GPM (through the filter media)

BENEFITS

- Very durable
- Durable, rust protection
- Provides circuit protection
- Prevents motor burnout
- Plenty of pumping capacity
- Excellent capacity through the filters
- Most efficient lead removal media
- Provides easy mobility

8720 LAMBRIGHT ROAD, HOUSTON, TX 77075
 (713) 987-0336 1-800-927-2271 FAX: (713) 987-0355
 Visit Our Web Site: www.acsi-us.com